

VPC-100 Register And Activate Instructions

Why register and activate my VPC-100?

You can calculate pincode in web mode and download the update only when your machine is registered and activated. When you get VPC-100 machine, the first thing you should do is to activate it.

Go to www.vpc100.com, click **Register**:



Enter the register information:

The image shows a registration form titled 'Create a new account !' on a dark red background. The form contains the following fields and elements:

- Your email(login account)**: Input field containing 'example@gmail.com'.
- Your name**: Input field containing 'example'.
- Password(6-16 chars)**: Input field containing six dots.
- Confirm password**: Input field containing six dots.
- Verification Code:** A blue box displays the code 'LWTAH', and the input field below it contains 'LWTAH|'.
- Create account**: An orange button.
- Already a Member? log in here.**: A link.
- Goto home**: A link.

Remember your user name and password after registration.

message

Register successfull,please remember
account:example@gmail.com
password: [REDACTED]

[Goto home](#)

[Back](#) [Goto home](#)

Click **Login**:

VPC-100

[Register](#) [Login](#) [VPC-100 ACTIVATION](#)

Enter your user name and password:

USER LOGIN

Email

Password

Verification Code: **ZPL88**

[Login](#)


[free create an account !](#)

[Goto home](#)

After login, click goto home to go back to the Home page:



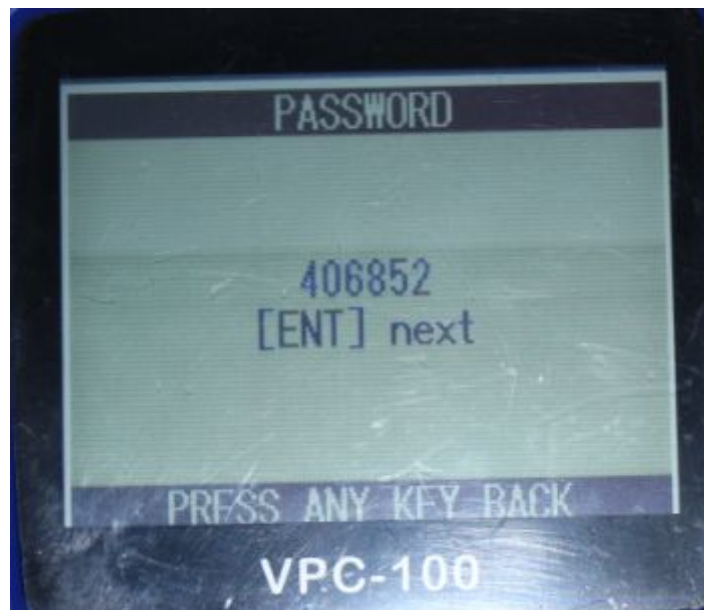
Then start VPC-100. For how to start VPC-100, please read the VPC-100 machine operation instructions.



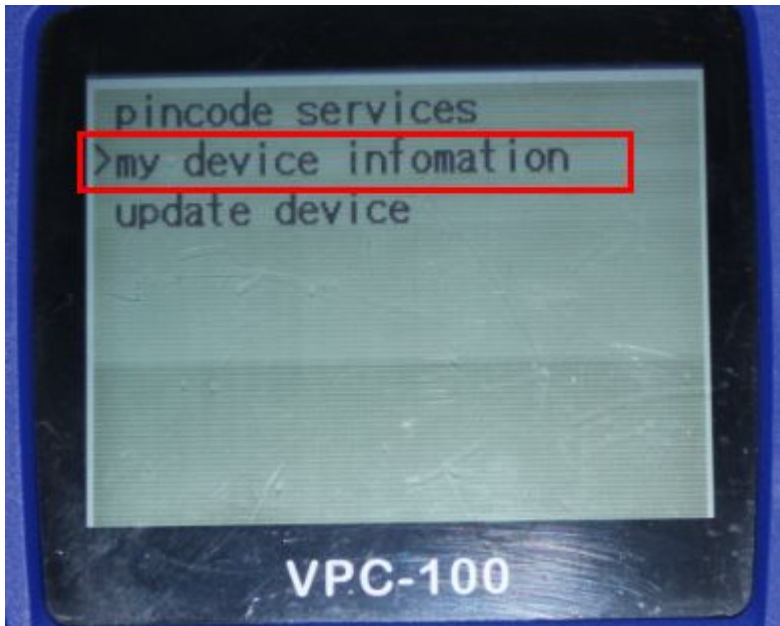
Press "ENT" button, you need to enter the machine starting password.



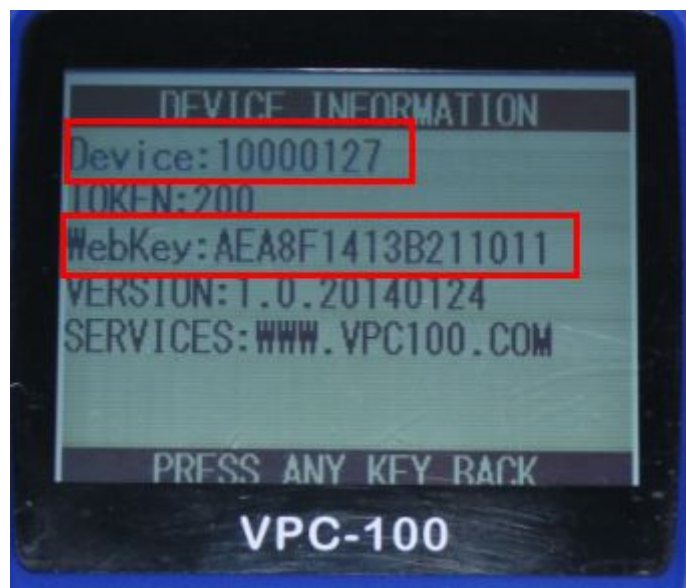
Enter the 6 digits password, and press "ENT":



The screen display the machine main menu:



Select "My device information" and press "ENT", the screen display the machine information :



The webkey is the password for activation for your VPC-100 in www.vpc100.com

On the vpc100.com website, click ACTIVATION VPC-100:



Fill out the machine activation information:

Activation my VPC-100

VPC-100 device id

VPC-100 password(6 digit)

VPC-100 web key(16 chars)

Verification Code: **291PI**

ACTIVATION VPC-100

[Goto home](#)

The following message is displayed after activation succeeded:

message

Activation device 10000127 successfull!

[Back](#) [Goto home](#)

After activation, you can check the update list.

VPC-100

[example,token:0](#) [Token records](#) [TOP-UP](#) [Password](#) [Upgrade](#) [Logout](#)

VPC-100

example,token:0

Token records

TOP-UP

Password

Upgrade

Logout

VPC-100 upgrade package download

1. vpc.1.2.20140322

Download the update file to your computer. For update procedures, please see the VPC-100 update demo video.